


INSTALLATION GUIDE



ACCESS STOW

1920-DH,	1930-DH,
1920-FTL,	1930-FTL,
1920-FTR,	1930-FTR,
1920-PHL,	1930-PHL,
1920-PHM,	1930-PHM,
1920-PHS,	1930-PHS,
1920-PHX,	1930-PHX,




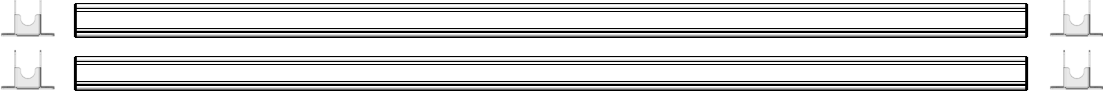
ORDER OF OPERATION

ACCESS STOW


 Click on this icon next to each unit to be redirected to the respective Install Guides.


STEP 1

16-UCD72 



STEP 2

16-UCS72 





STEP 3

19-U0003 




STEP 4a

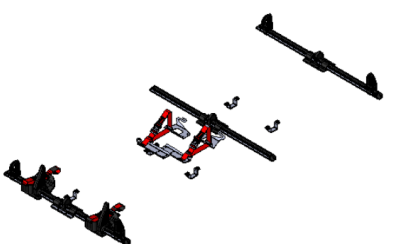
19-U0001 












*Only for 1920 series

STEP 4b

19-U0002 



*Replaces 19-U0001 for 1930 series

		FORD		MERCEDES-BENZ	
STEP 5	TRANSIT 130"	18-U0042		SPRINTER	18-U0018 
	TRANSIT 148" & Ext.	18-U0030		SPRINTER w/OEM Tracks	18-U0019 
	RAM		*Universal Bolt-Through foot Mounts		18-U0047 
	PROMASTER 118"	18-U0020			
	PROMASTER 136"	18-U0022			
	PROMASTER 159"	18-U0032			
	PROMASTER 159" Ext.	18-U0034			

*For 18-U0047: 1 kit per crossbar required.