


INSTALLATION GUIDE



ACCESS STOW


1920-DH,	1930-DH,
1920-FTL,	1930-FTL,
1920-FTR,	1930-FTR,
1920-PHL,	1930-PHL,
1920-PHM,	1930-PHM,
1920-PHS,	1930-PHS,
1920-PHX,	1930-PHX,


RANGER
DESIGN


ORDER OF OPERATION


ACCESS STOW

 Click on this icon next to each unit to be redirected to the respective Install Guides.

STEP 1 **16-UCD72** 





STEP 2 **16-UCS72** 




STEP 3 **19-U0003** 




STEP 4a **19-U0001** 













**Only for 1920 series*

STEP 4b **19-U0002** 



**Replaces 19-U0001 for 1930 series*



FORD		MERCEDES-BENZ	
STEP 5	TRANSIT 130"	18-U0042	
	TRANSIT 148" & Ext.	18-U0030	
	RAM		
	PROMASTER 118"	18-U0020	
	PROMASTER 136"	18-U0022	
	PROMASTER 159"	18-U0032	
	PROMASTER 159" Ext.	18-U0034	
		SPRINTER	18-U0018 
		SPRINTER w/OEM Tracks	18-U0019 
		*Universal Bolt-Through foot Mounts	18-U0047 

**For 18-U0047: 1 kit per crossbar required.*