


# INSTALLATION GUIDE



## ACCESS STOW


1920-DH,	1930-DH,
1920-FTL,	1930-FTL,
1920-FTR,	1930-FTR,
1920-PHL,	1930-PHL,
1920-PHM,	1930-PHM,
1920-PHS,	1930-PHS,
1920-PHX,	1930-PHX,


**RANGER**  
DESIGN


# ORDER OF OPERATION


## ACCESS STOW

 Click on this icon next to each unit to be redirected to the respective Install Guides.

**STEP 1** **16-UCD72** 





**STEP 2** **16-UCS72** 




**STEP 3** **19-U0003** 




**STEP 4a** **19-U0001** 















\*Only for 1920 series

**STEP 4b** **19-U0002** 



\*Replaces 19-U0001 for 1930 series



FORD		MERCEDES-BENZ	
	TRANSIT 130"	18-U0042	
	TRANSIT 148" & Ext.	18-U0030	
	<b>RAM</b>		
	PROMASTER 118"	18-U0020	
	PROMASTER 136"	18-U0022	
	PROMASTER 159"	18-U0032	
	PROMASTER 159" Ext.	18-U0034	
		<b>*Universal Bolt-Through foot Mounts</b>	18-U0047 
			 18-U0018
			 18-U0019
			 18-U0047

\*For 18-U0047: 1 kit per crossbar required.