


# INSTALLATION GUIDE



## CLAMP RACK

1630-FTL,	1630-FTL3,	1630-FTR,	1630-FTR3
1630-GS,	1630-GS3,	1630-PHL,	1630-PHL3
1630-MM,	1630-MM3,	1630-PHM,	1630-PHM3
1630-PHS,	1630-PHS3,	1630-PHX,	1630-PHX3
1630-DH,	1630-DH3		




**RANGER**  
DESIGN


# ORDER OF OPERATION

## CLAMP RACK




 **Click on this icon next to each unit to be redirected to the respective Install Guides.**


STEP 1

16-UCD72  16-UCDGS (for Savana)  16-UCD66 (for Metris) 




STEP 2


16-UCS72  16-UCSGS (for Savana)  16-UCS66 (for Metris) 




STEP 3a











STEP 3b

16-UCL77 



STEP 4



	<b>FORD</b>		<b>MERCEDES-BENZ</b>	
	TRANSIT 130"	18-U0042 	SPRINTER	18-U0018 
	TRANSIT 148"	18-U0030 	SPRINTER w/OEM Tracks	18-U0019 
			METRIS	18-U0043 
	<b>RAM</b>		<b>*Universal Bolt-Through foot Mounts</b>	18-U0047 
	PROMASTER 118"	18-U0020 		
	PROMASTER 136"	18-U0022 		
	PROMASTER 159"	18-U0032 		
	PROMASTER 159" Ext.	18-U0034 		

\*For 18-U0047: 1 kit per crossbar required.