

INSTALLATION GUIDE



CLAMP RACK

1625-DH, 1625-GS
1625-FTR, 1625-FTL
1625-MM, 1625-PHL
1625-PHM, 1625-PHS
1625-PHX







ORDER OF OPERATION

CLAMP RACK

 **Click on this icon next to each unit to be redirected to the respective Install Guides.**

STEP 1

16-UCD72  **16-UCDGS (for Savana)**  **16-UCD66 (for Metris)** 




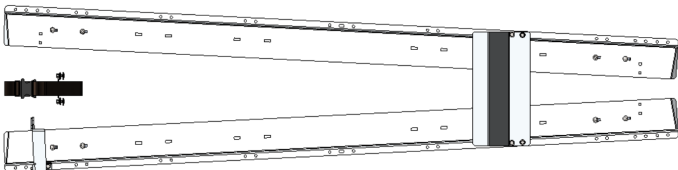
STEP 2

16-UCL77 














STEP 3

16-U1127 



STEP 4



| FORD | | | MERCEDES-BENZ | |
|---------------------|----------|-------------------------------------------------------------------------------------|--------------------------------------------|------------------------------------------------------------------------------------------------|
| TRANSIT 130" | 18-U0042 |  | SPRINTER | 18-U0018  |
| TRANSIT 148" | 18-U0030 |  | SPRINTER w/OEM Tracks | 18-U0019  |
| | | | METRIS | 18-U0043  |
| RAM | | | *Universal Bolt-Through foot Mounts | 18-U0047  |
| PROMASTER 118" | 18-U0020 |  | | |
| PROMASTER 136" | 18-U0022 |  | | |
| PROMASTER 159" | 18-U0032 |  | | |
| PROMASTER 159" Ext. | 18-U0034 |  | | |

*For 18-U0047: 1 kit per crossbar required.